



RECENT ANTI-POVERTY EFFORTS IMPACTING CHILDREN IN NEW HAMPSHIRE

PHIL SLETTEN, NHFPI RESEARCH DIRECTOR

NEW HAMPSHIRE CHILDREN'S HEALTH FOUNDATION

MARCH 23, 2026

ABOUT NHFPI

The New Hampshire Fiscal Policy Institute:

- is a **nonpartisan, independent research nonprofit organization** that examines issues related to the State Budget, the economy, policy decisions, and the financial security of Granite Staters, particularly issues relevant to people with low and moderate incomes.
- **does not lobby for or against specific pieces of legislation.**
- receives **no funding from governments.** Individuals, foundations, and other organizations support NHFPI's work.
- was referenced by news media outlets using our research and analysis **more than 850 times** last year.

[Sign Up For Our Newsletter](#)

nhfpi.org/subscribe



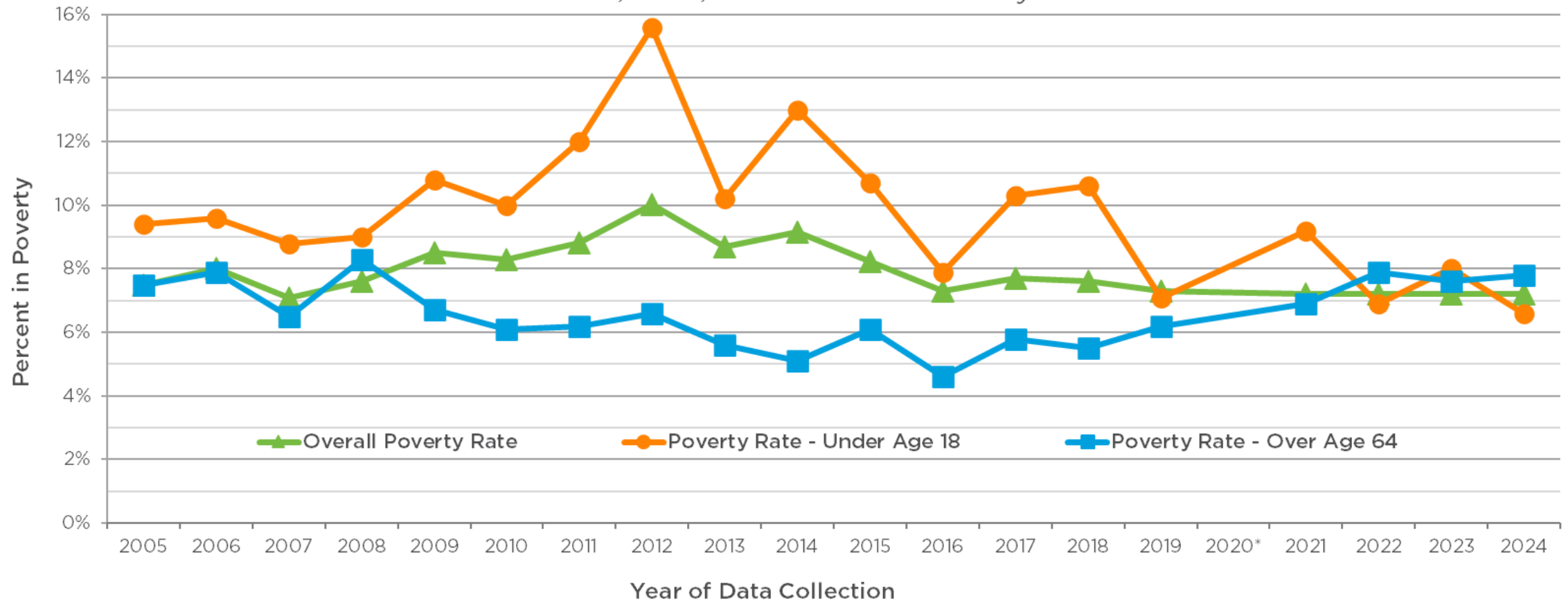
REVIEWING RECENT POLICY CHANGES IMPACTING CHILD POVERTY AND FINANCIAL WELL-BEING

1. Cash Assistance #1: 2021 federal Child Tax Credit expansion
2. Cash Assistance #2: 2017 TANF Boost
3. Increased Access to Resources #1: 2023 SNAP eligibility increase
4. Increased Access to Resources #2: 2024 New Hampshire Child Care Scholarship Program eligibility and benefit expansion
5. Investments in Communities with Greater Needs: aid for communities with more students eligible for free and reduced-price school meals (several changes)

ABOUT 98,600 GRANITE STATERS, 16,100 CHILDREN, IN OFFICIAL POVERTY

NEW HAMPSHIRE POVERTY RATES OVER TIME

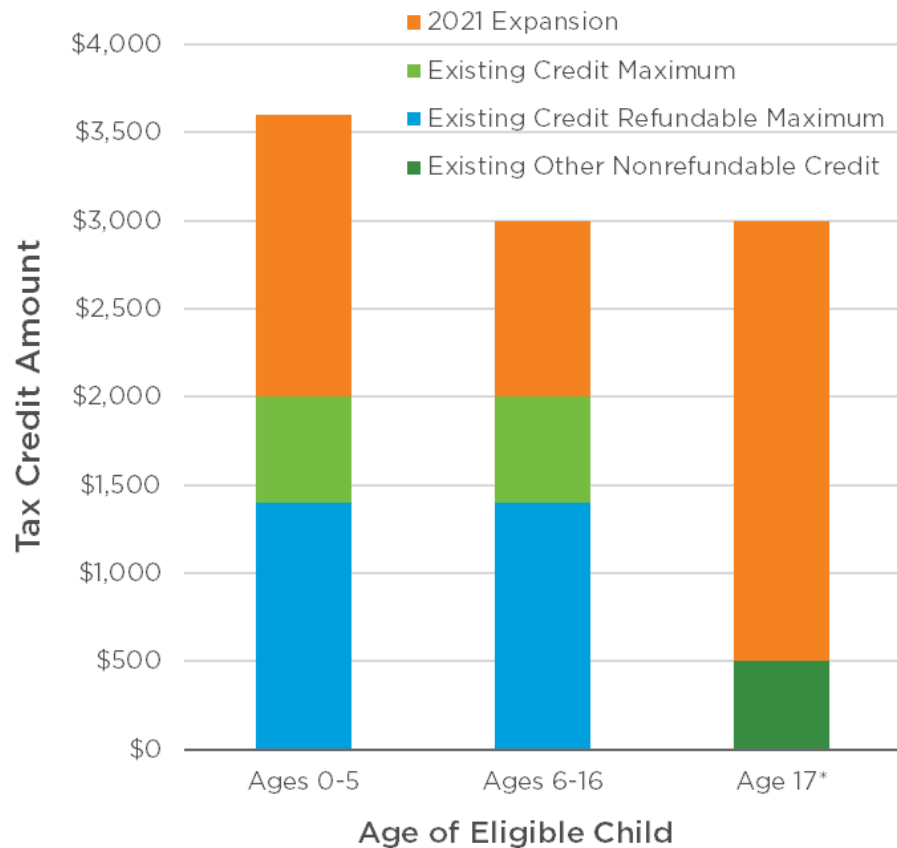
Estimates for Overall, Child, and Older Adult Poverty Rates



*Note: These data were not available for 2020 due to disruptions associated with the COVID-19 pandemic. The poverty rate is measured as a percentage of the population for whom poverty status could be determined. Source: U.S. Census Bureau, American Community Survey, One-Year Data

WIDE VARIETY OF INCOME SUPPORT PROGRAMS DURING COVID-19 PANDEMIC

2021 CHILD TAX CREDIT EXPANSION



*Note: Children turning 17 during 2021 are eligible for the full 2021 Child Tax Credit due to the expansion.

Sources: U.S. Internal Revenue Service, Advance Child Tax Credit Payments in 2021, IRS Tax Tip 2020-28

- Expanded Child Tax Credit, with monthly checks for six-month period
- Economic Impact Payments (“stimulus checks”)
- Supplemental Nutrition Assistance Program (SNAP) benefit expansion through maximization
- Earned Income Tax Credit expansion (primarily for adults without dependents)
- School meal eligibility expansion
- Child and Dependent Care Tax Credit expansion

OFFICIAL POVERTY MEASURE VS. SUPPLEMENTAL POVERTY MEASURE

OPM

- Established in the 1960s based on survey research from 1950s
- Based on a multiple of the cost of food for a minimum food diet
- Gross pre-tax cash income
- Does not vary by geography in contiguous 48 states

SPM

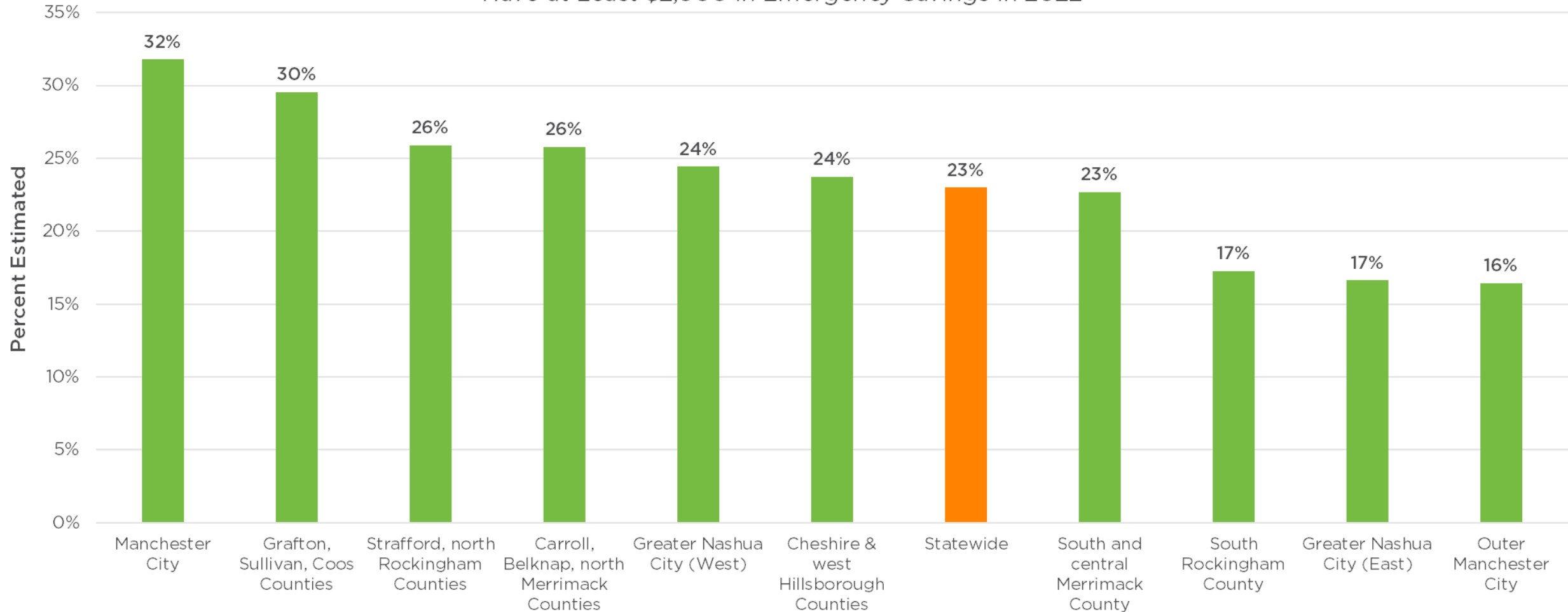
- Official figures measure to 2009
- Based on expenditures on food, clothing, shelter, and utilities
- Cash income and noncash benefits that can be used on food, clothing, shelter, and utilities, less work, medical, and child support expenses
- Housing costs vary by metro area, ownership status

Sources: U.S. Census Bureau, What's the Difference Between the Supplemental and Official Poverty Measures?, 2021; NHFPI, Poverty and Food Insecurity in New Hampshire During and Following the COVID-19 Crisis, February 2024

POVERTY MEASURE DOES NOT INDICATE WEALTH

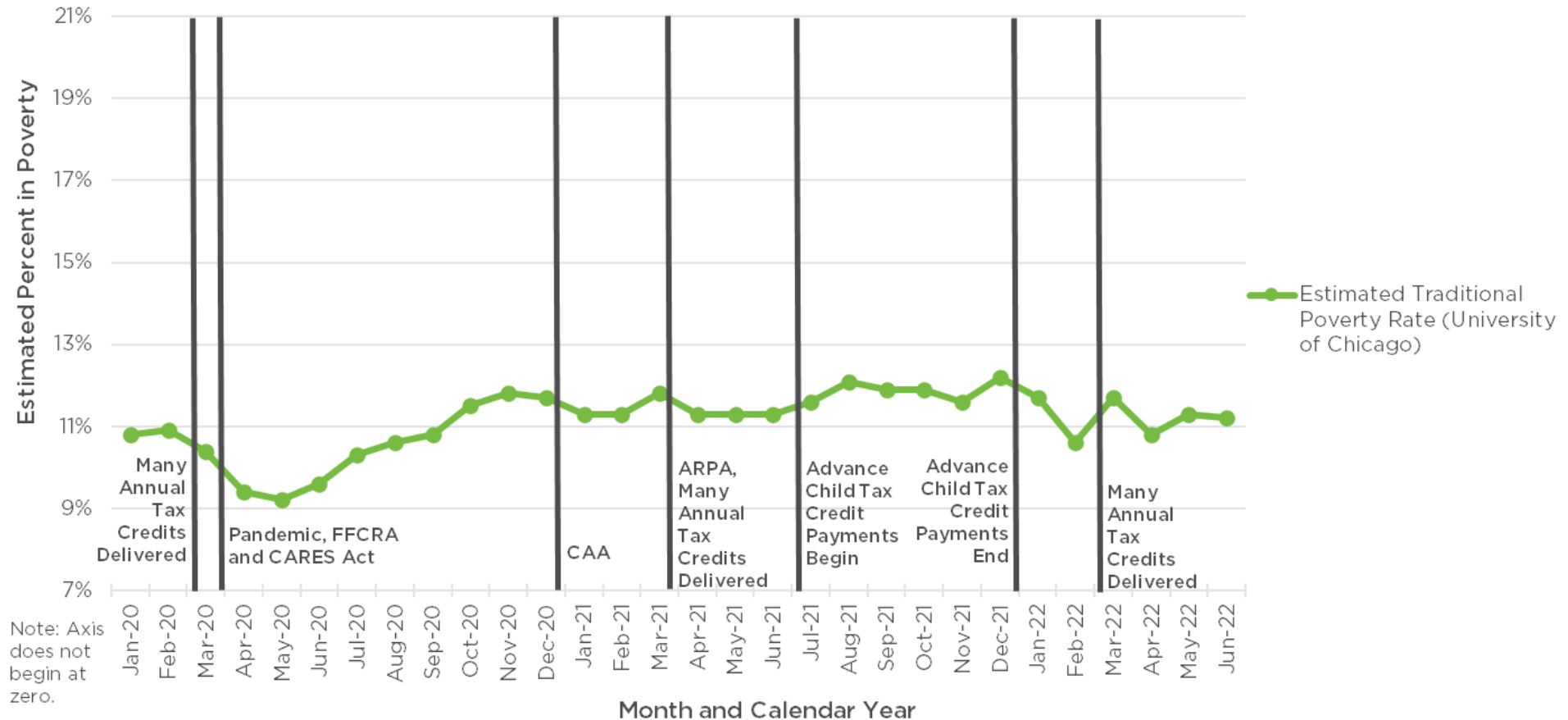
NEW HAMPSHIRE HOUSEHOLDS WITHOUT AT LEAST \$2,000 IN SAVINGS

Estimated Percent of Households in New Hampshire Regions with at Least 100,000 Residents that Did Not Have at Least \$2,000 in Emergency Savings in 2022



NATIONAL DATA SHOW EFFECTIVENESS IN REDUCING POVERTY

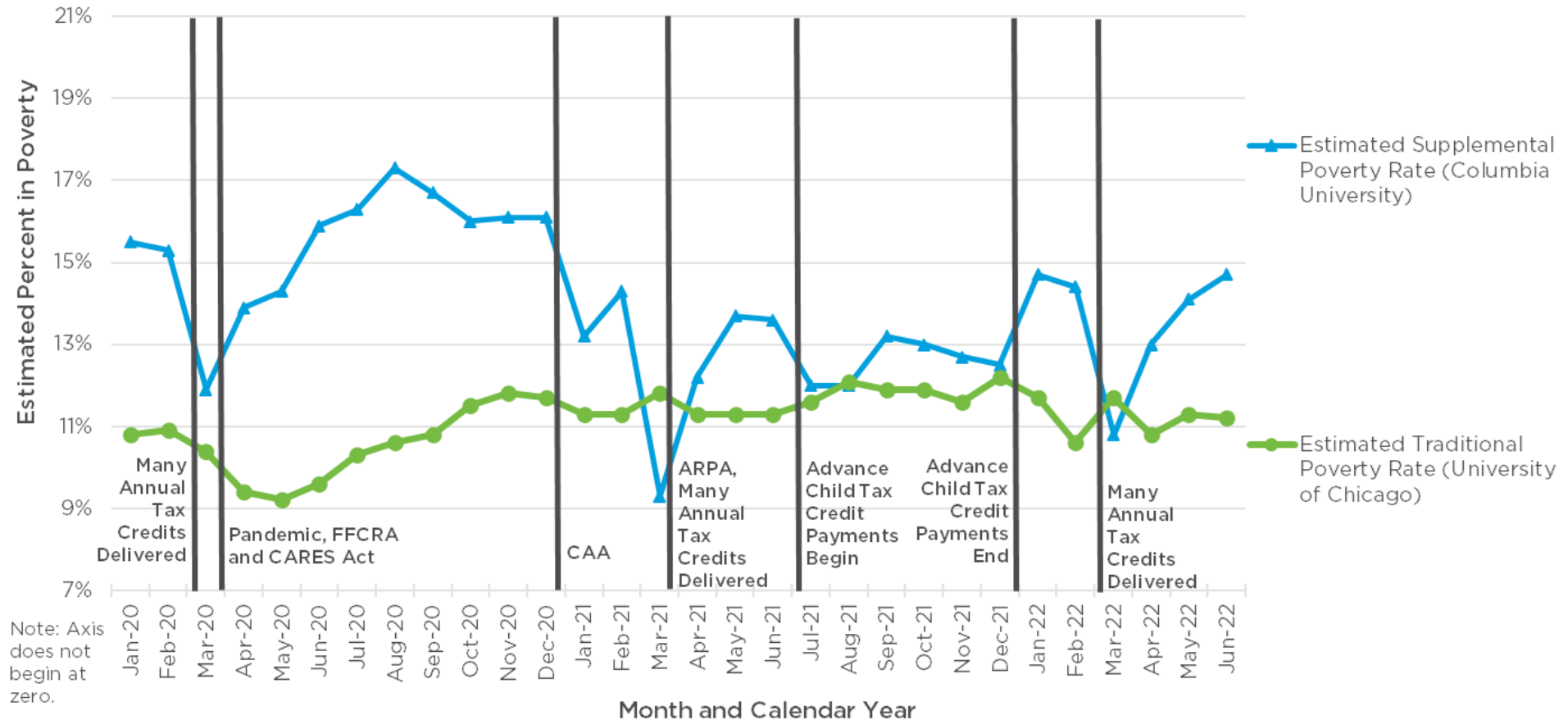
ESTIMATED MONTHLY U.S. POVERTY RATE AND SUPPLEMENTAL
POVERTY MEASURE, WITH AND WITHOUT PANDEMIC LEGISLATION



Notes: FFCRA refers to the Families First Coronavirus Response Act. CARES Act is the Coronavirus Aid, Relief, and Economic Security Act. CAA refers to the Consolidated Appropriations Act of 2021. ARPA refers to the American Rescue Plan Act.
Sources: "Near Real Time COVID-19 Income and Poverty Dashboard," University of Chicago and Notre Dame, November 23, 2022; "Monthly Poverty Data," Center on Poverty and Social Policy at Columbia University, based on Parolin, Curran, Matsudaira, Waldfoegel, and Wimer (2022), November 23, 2022.

NATIONAL DATA SHOW EFFECTIVENESS IN REDUCING POVERTY

ESTIMATED MONTHLY U.S. POVERTY RATE AND SUPPLEMENTAL
POVERTY MEASURE, WITH AND WITHOUT PANDEMIC LEGISLATION

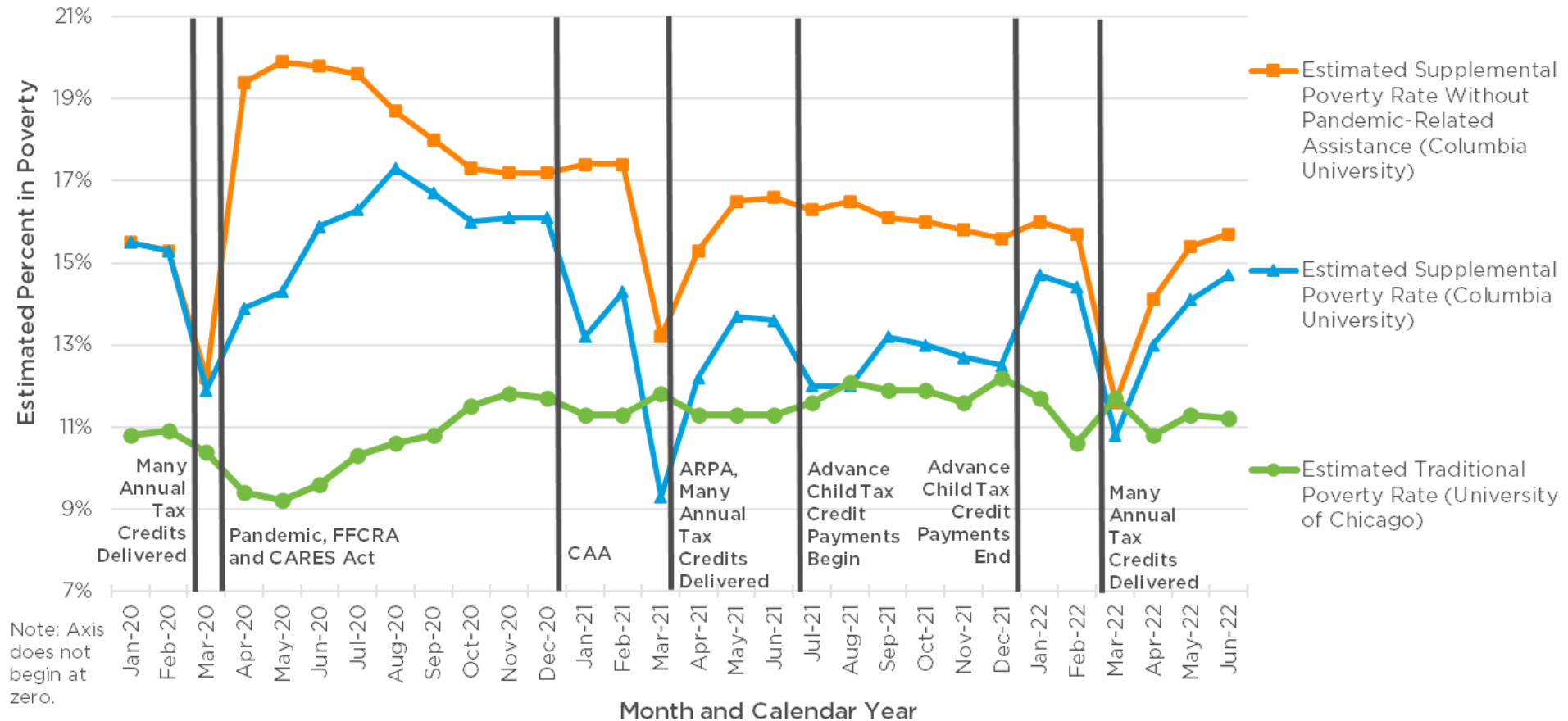


Note: Axis does not begin at zero.

Notes: FFCRA refers to the Families First Coronavirus Response Act. CARES Act is the Coronavirus Aid, Relief, and Economic Security Act. CAA refers to the Consolidated Appropriations Act of 2021. ARPA refers to the American Rescue Plan Act.
Sources: "Near Real Time COVID-19 Income and Poverty Dashboard," University of Chicago and Notre Dame, November 23, 2022; "Monthly Poverty Data," Center on Poverty and Social Policy at Columbia University, based on Parolin, Curran, Matsudaira, Waldfogel, and Wimer (2022), November 23, 2022.

NATIONAL DATA SHOW EFFECTIVENESS IN REDUCING POVERTY

ESTIMATED MONTHLY U.S. POVERTY RATE AND SUPPLEMENTAL
POVERTY MEASURE, WITH AND WITHOUT PANDEMIC LEGISLATION

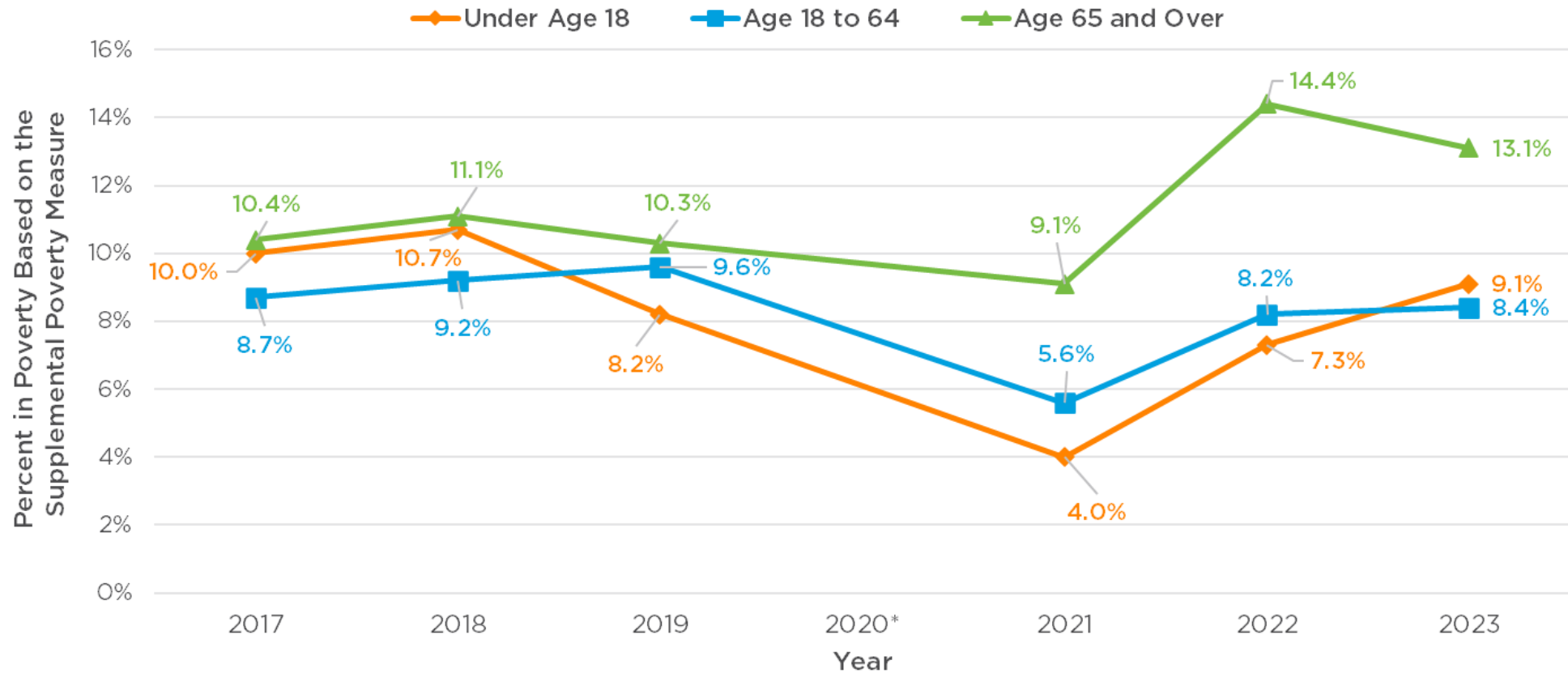


Note: Axis does not begin at zero.

Notes: FFCRA refers to the Families First Coronavirus Response Act. CARES Act is the Coronavirus Aid, Relief, and Economic Security Act. CAA refers to the Consolidated Appropriations Act of 2021. ARPA refers to the American Rescue Plan Act.
Sources: "Near Real Time COVID-19 Income and Poverty Dashboard," University of Chicago and Notre Dame, November 23, 2022; "Monthly Poverty Data," Center on Poverty and Social Policy at Columbia University, based on Parolin, Curran, Matsudaira, Waldfogel, and Wimer (2022), November 23, 2022.

ESTIMATED SPM POVERTY RATE FOR CHILDREN HALF 2019 LEVEL IN 2021

SUPPLEMENTAL POVERTY MEASURE POVERTY RATES BY AGE GROUP IN NEW HAMPSHIRE



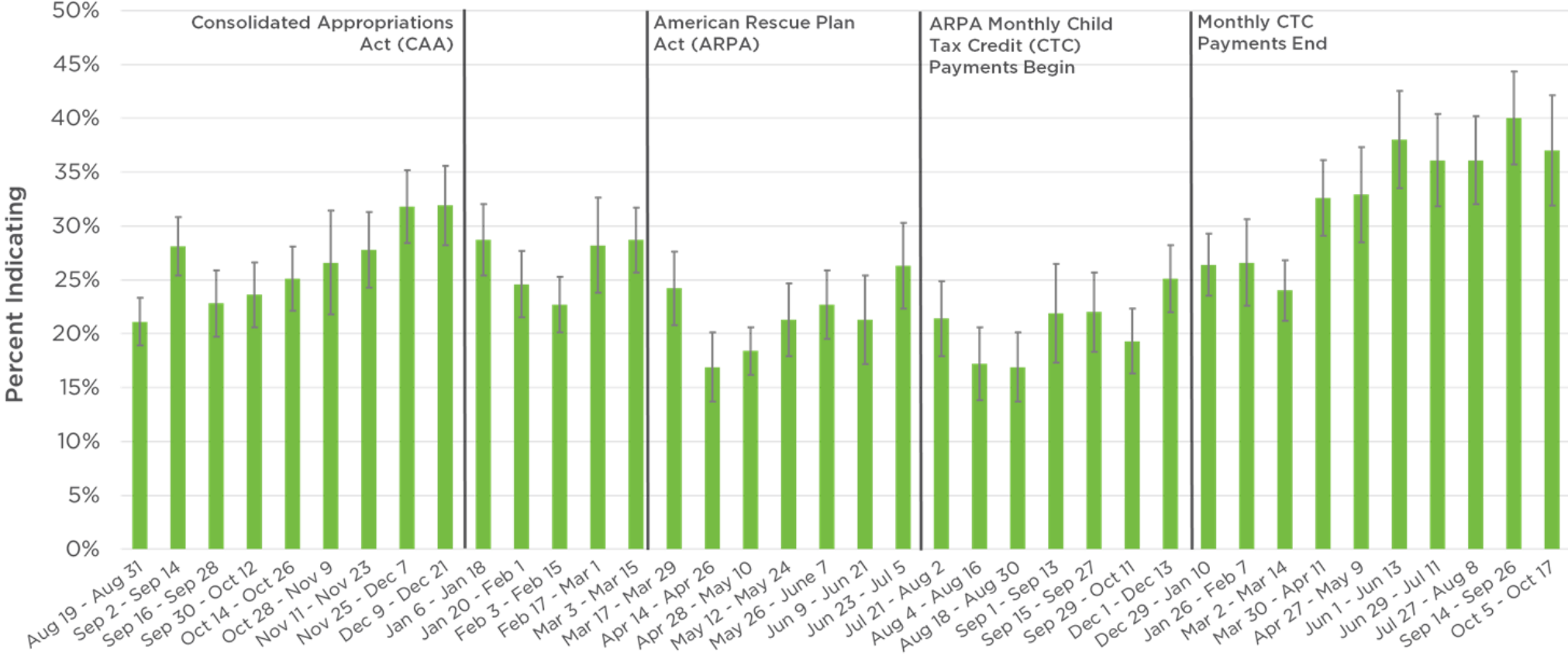
*Notes: These data were not available for 2020 due to disruptions associated with the pandemic. Supplemental Poverty Measure differs from the Official Poverty Measure by measuring after-tax income, adjusting for regional variations in housing costs, and using updated expenditure data. These estimates are derived from data collected through the American Community Survey.

Source: U.S. Census Bureau, Strategies to Counter 2021-Specific Challenges in Producing the Supplemental Poverty Measure in the American Community Survey, State by Age SPM Rates Table

NEW HAMPSHIRE DATA SHOW HELP OF FEDERAL AID, IMPACTS OF INFLATION

NEW HAMPSHIRE ADULTS REPORTING DIFFICULTY WITH USUAL EXPENSES

Percentage Living in Households Where it Has Been Somewhat or Very Difficult to Pay for Usual Household Expenses During The Last Seven Days



Survey Period (Years 2020-2022)

Note: Margin of error bars represent 90 percent confidence intervals
 Source: U.S. Census Bureau, 2020-2022 Household Pulse Survey, accessed November 23, 2022

TEMPORARY ASSISTANCE FOR NEEDY FAMILIES (TANF) BENEFIT BOOST

- Federal block grant dollars that can be used for a set of purposes, TANF cash aid was increased by the State in 2017 to 60% of federal poverty guidelines as part of State Budget provision
- Enrollment increased, but increase was temporary, and 2018-2022 average caseload was only about 13% of eligible households
- In 2024, TANF cash assistance's maximum dollar amount was higher in New Hampshire than every state except Minnesota

NEW HAMPSHIRE FINANCIAL ASSISTANCE FOR NEEDY FAMILIES PROGRAM ENROLLMENT

Total Number Receiving Cash Assistance at End-of-Month, from January 2016 to January 2026



Source: NH Department of Health and Human Services, Monthly Caseload Reports and Operating Statistics Dashboard

Sources: NHFPI, Under Enrollment in Key Aid Program and Increased Available Funds Provide Opportunities for Enhanced Outreach and Assistance, July 2024; National Center for Children in Poverty, A 50-State Comparison of TANF Benefits Amounts, November 2024

SUPPLEMENTAL NUTRITION ASSISTANCE PROGRAM (SNAP) ELIGIBILITY EXPANSION

- Expanded categorical eligibility, which is effectively the gross income threshold at which consideration for benefit eligibility begins, increased from 185% for federal poverty guidelines to 200% in January 2023
- Administrative action made approximately 7,200 more children qualify for assistance, according to State estimates
- Enrollment increase sustained, more directly coincides with increased needs, overall enrollment much higher than in TANF

NEW HAMPSHIRE SUPPLEMENTAL NUTRITION ASSISTANCE PROGRAM ENROLLMENT

Total Number Receiving Benefits at End-of-Month, from January 2016 to January 2026



Source: NH Department of Health and Human Services, Operating Statistics Dashboard

Sources: New Hampshire Department of Health and Human Services, Operating Statistics Dashboard and FIS 22-412.

NEW HAMPSHIRE CHILD CARE SCHOLARSHIP PROGRAM

- Change in State Budget law in 2023 lifted income eligibility limits for program, which helps families afford early care and education, to maximum permissible under federal rules
- Limited family responsibility for child care tuition to 7% of income, and eliminated need for families in poverty, set to \$5 for families with 138% of poverty guidelines or less
- Increased reimbursements paid directly to providers for Scholarship enrollees, form of support to child care providers

Source: NHFPI, New Hampshire Child Care Scholarship Eligibility to be Expanded in 2024, Provider Reimbursement Rates Increased, January 2024.

ANNUAL INCOME ELIGIBILITY THRESHOLDS FOR CHILD CARE SCHOLARSHIPS

Current Two-Tiered Eligibility by Federal Poverty Guidelines (FPG) and House Proposal in State Median Income, July 2022

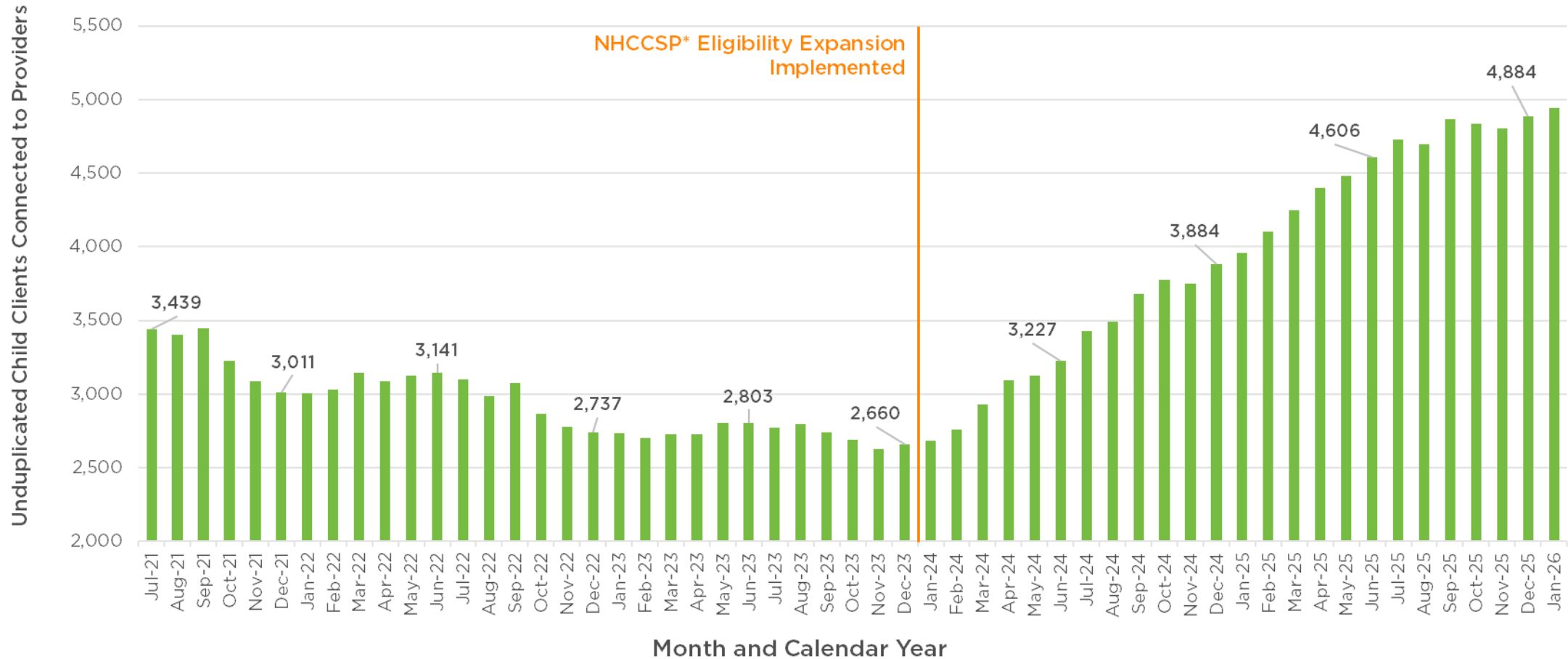
Family Size	220% FPG	250% FPG	85% State Median Income
1	\$29,898	\$33,975	\$53,403
2	\$40,282	\$45,775	\$69,835
3	\$50,666	\$57,575	\$86,266
4	\$61,050	\$69,375	\$102,698
5	\$71,434	\$81,175	\$119,130
6	\$81,818	\$92,975	\$135,561
7	\$92,202	\$104,775	\$138,642
8	\$102,586	\$116,575	\$141,723

Source: New Hampshire Department of Health and Human Services Family Assistance Manual, July 2022

ENROLLMENT GROWTH MAY BE SLOWING

NEW HAMPSHIRE CHILD CARE SCHOLARSHIP ENROLLMENT

Number of Children Served Monthly by the New Hampshire Child Care Scholarship Program and Connected to Providers, July 2021 to January 2026



*Note: NHCCSP is the New Hampshire Child Care Scholarship Program, which provides subsidies to help families access and afford early care and education services. Source: New Hampshire Department of Health and Human Services, Joint Legislative Fiscal Committee Item FIS 26-061, February 23, 2026.

EDUCATION AID TIED TO FREE AND REDUCED-PRICE SCHOOL MEALS

- Education funding formula includes additional aid per student attending school based on free and reduced-price school meals
- Formula also has, at varying points, included targeted aid to communities based on community-level characteristics, including concentration of students eligible for free and reduced-price school meals
- In 2023, per pupil amount boosted, and formula revised to target aid to communities based on concentration of free and reduced-price school meal students combined with lower taxable property values per student
- Starting in 2027, more aid will be directed to communities with lower property values per resident pupil
- Both state-level and national research emphasizes importance of educational opportunities for students from households with lower incomes for improving outcomes

OVERALL TAKEAWAYS

- Recent expansions in assistance programs in New Hampshire appear to have enhanced enrollment overall, at least temporarily
- Direct assistance, particularly cash assistance in response to the COVID-19 pandemic, directly reduced poverty temporarily
- Some assistance programs have not seen sustained increases, and all continue to have enrollment levels below eligibility
- Cost of living increases may be outpacing value of assistance programs
- Programs targeted at communities may be effective for reducing intergenerational poverty, but impact depends on use within community



NEWSLETTER: www.nhfpi.org/subscribe

ADDRESS: 100 North Main Street, Suite 400, Concord, NH 03301

PHONE: 603.856.8337

WEBSITE: www.nhfpi.org

EMAIL: info@nhfpi.org

FOLLOW US:

