



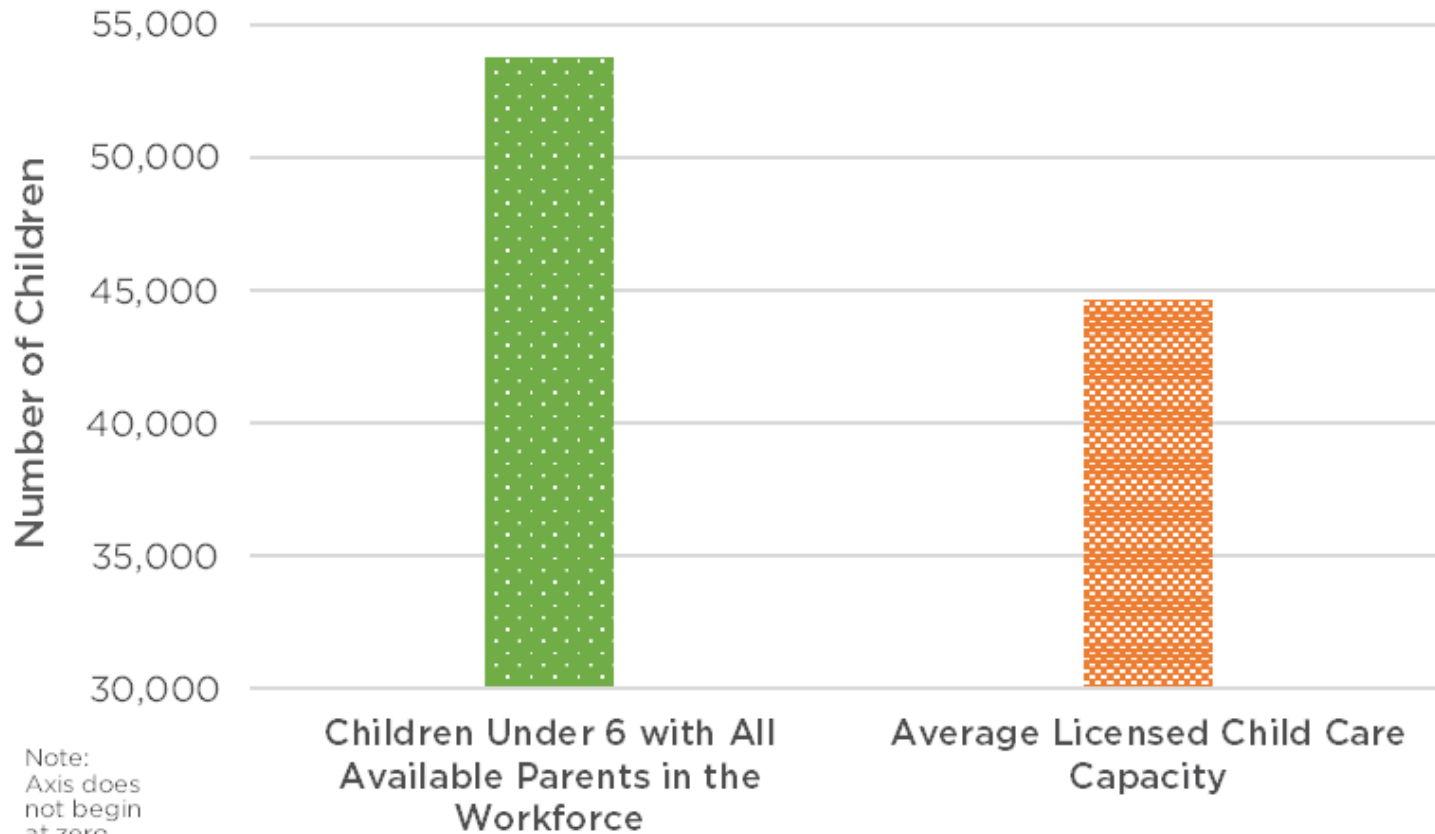
# THE ECONOMIC IMPACT OF THE GRANITE STATE CHILD CARE SHORTAGE AND CHILD CARE SCHOLARSHIP USAGE UPDATE

PRESENTED BY NICOLE HELLER, PHD, SENIOR POLICY ANALYST

NEW FUTURES EARLY CHILDHOOD LUNCH AND LEARN  
APRIL 23, 2025

# SHORTAGE OF OVER 9,000 SLOTS IN 2023

## ESTIMATED SHORTAGE OF CHILD CARE SLOTS IN 2023



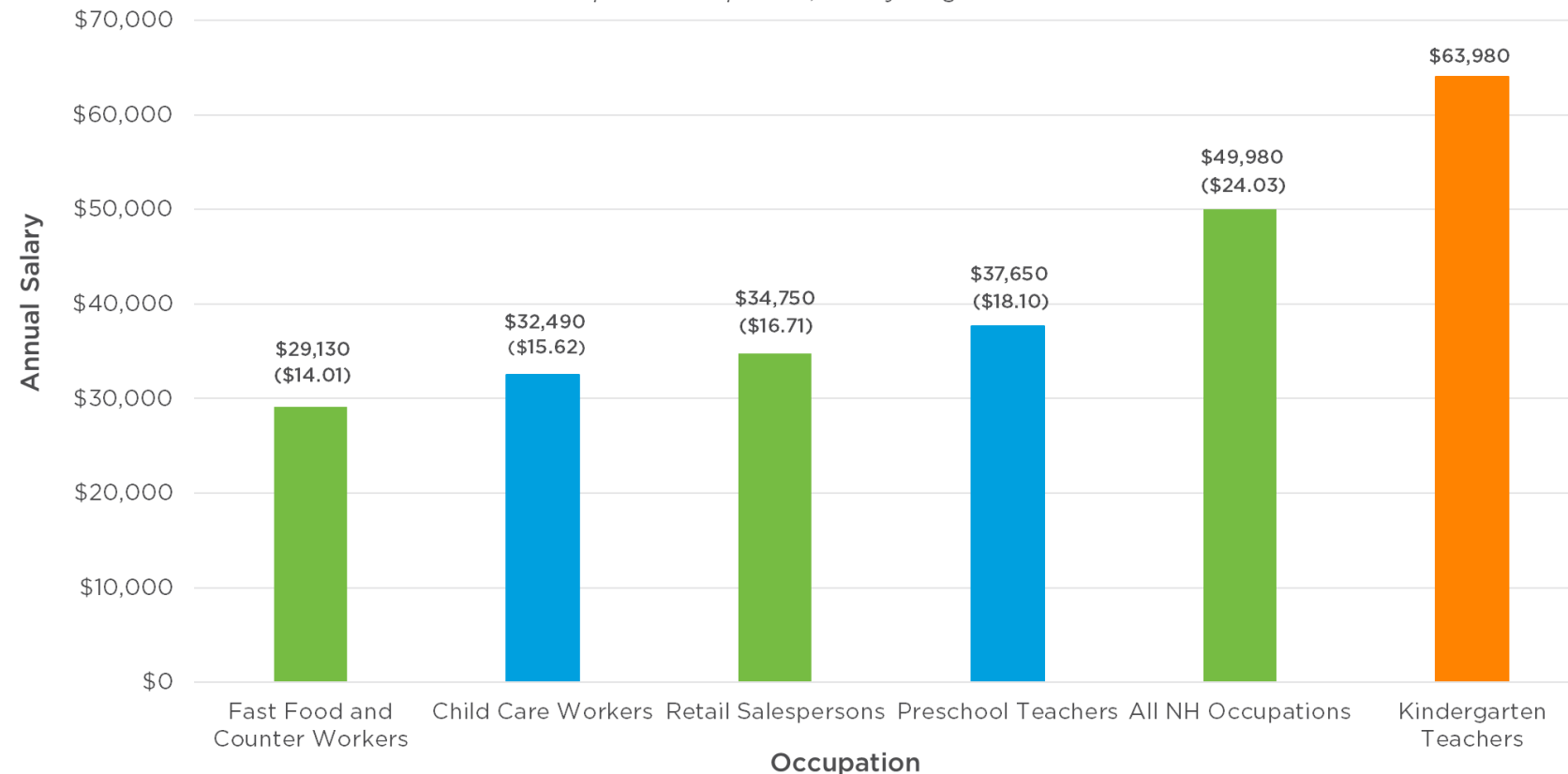
Sources: U.S. Census Bureau's American Community Survey Five-Year Estimates 2019-2023, New Hampshire Department of Health and Human Services Child Care Licensing Unit Program Data (Updated 6/13/2024)

- Between July 2017 and October 2024, ECE capacity dropped by nearly 13% (Carsey School of Public Policy)
- From 2017 to 2023, the number of Granite State children under 5 dropped by approximately 1.6% (U.S. Census)
- NH ECE providers may have been collectively operating at only 85% of full licensed capacity in September 2024 (NH DHHS, 2024)

# NH EARLY CHILDHOOD EDUCATORS' WAGES ARE NOT COMPETITIVE

## 2023 MEDIAN ANNUAL SALARIES FOR SELECT NEW HAMPSHIRE OCCUPATIONS

*U.S. Bureau of Labor Statistics May 2023 State Occupational Employment and Wage Estimates for Selected New Hampshire Occupations; Hourly Wages in Parentheses*



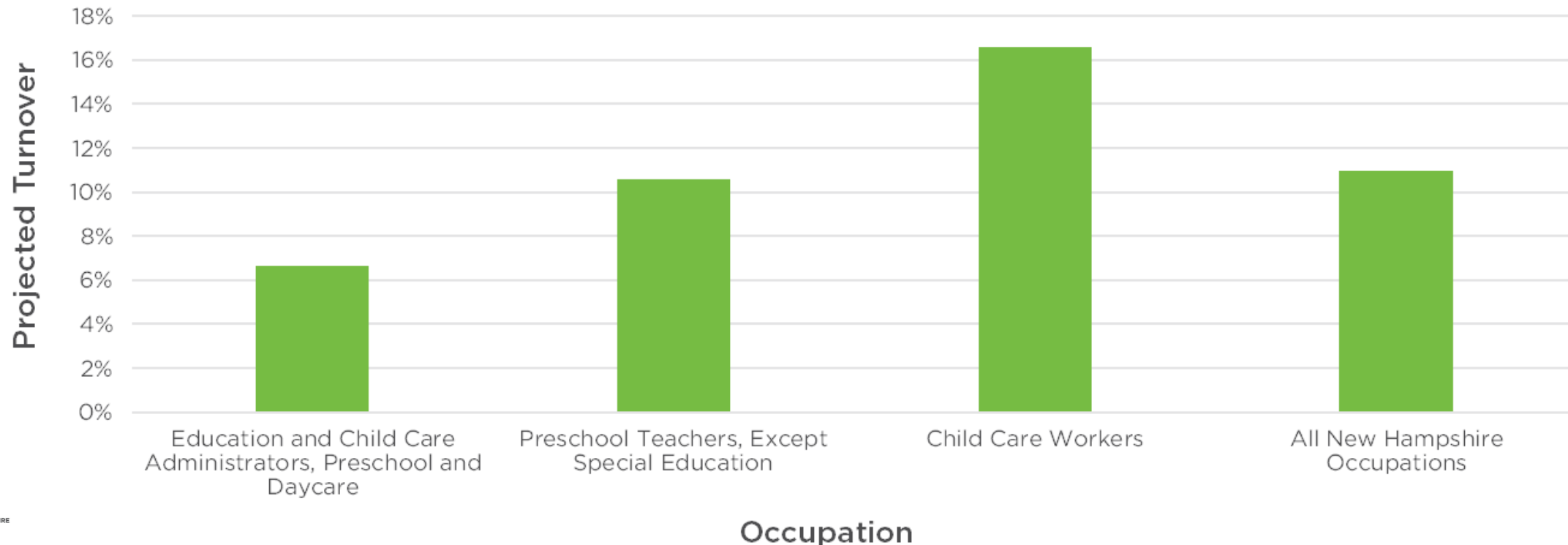
Note: Kindergarten teacher income is only reported as an annual salary.

Source: U.S. Bureau of Labor Statistics' May 2023 State Occupational Employment and Wage Estimates for New Hampshire

# HIGH PROJECTED TURNOVER AMONG EARLY CHILDHOOD EDUCATORS

## PROJECTED ANNUAL TURNOVER FOR NEW HAMPSHIRE CHILD CARE WORKFORCE

*New Hampshire Employment Security's Short-Term Occupational Projections of Exits  
and Transfers as a Proportion of Estimated Occupation Category during Second  
Quarters of 2023 and 2025*



Source: New Hampshire Employment Security

# ECONOMIC IMPACT OF THE ECE SHORTAGE

# OVER \$35,000 LOST PER UNAVAILABLE SLOT

## 2023 ECONOMIC IMPACTS OF LIMITED EARLY CARE AND EDUCATION AVAILABILITY

*Total Estimated Financial Costs Associated with High and Low Impact Scenarios and Per Unavailable Early Care and Education Slot for Family Incomes and Businesses, Local, and State Tax Revenues*

	Low Impact Total	High Impact Total	Low Impact Per Slot	High Impact Per Slot
Family Income	\$113.9M	\$177.9M	\$16,111	\$25,159
Business Revenues	\$35.6M	\$55.5M	\$5,027	\$7,850
Local & State Tax Revenues	\$9.0M	\$14.1M	\$1,278	\$1,996
<b>Overall Total</b>	<b>\$158.5M</b>	<b>\$247.5M</b>	<b>\$22,416</b>	<b>\$35,004</b>

Source: NHFPI calculations as detailed in NHFPI's February 2025 report, "The Economic Impacts of the Granite State's Child Care Shortage."

# SELECTED ASSUMPTIONS AND LIMITATIONS

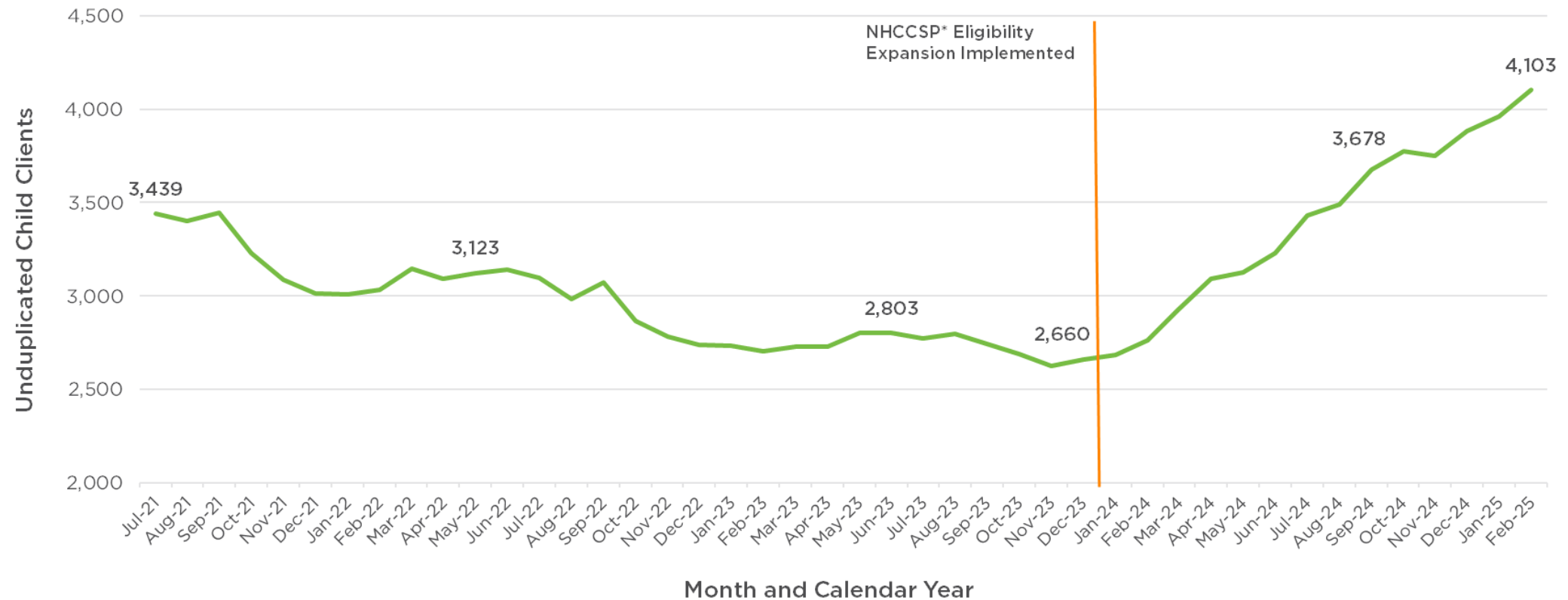
- All children who have both parents, or their sole parent, in the workforce need a licensed child care slot
- The analysis only includes adults in the labor force who live in a household with their “own children”
- The analysis excludes people who were not in the labor force in 2023, but who would have been if they had available child care
- Indirect financial impacts of unavailable child care slots are not explored in this report
- The report does not analyze the impact of unavailable child care slots for children aged six and older

# NEW HAMPSHIRE CHILD CARE SCHOLARSHIP PROGRAM

# USAGE INCREASED 54.2 % SINCE EXPANDED ELIGIBILITY IMPLEMENTATION

## NEW HAMPSHIRE CHILD CARE SCHOLARSHIP USAGE

Number of Children Served Monthly by the New Hampshire Child Care Scholarship Program from July 2021 to February 2025



\*Note: NHCCSP is the New Hampshire Child Care Scholarship Program, which provides subsidies to help families access and afford child care services.  
Source: New Hampshire Department of Health and Human Services

# APPROXIMATELY \$522.6 MILLION NEEDED TO ENROLL ALL ELIGIBLE CHILDREN IN NHCCSP

- Approximately 55,000 Granite State children may be eligible for NHCCSP
  - Of those eligible in 2024, only 7 to 8 percent were enrolled in the program (Sarup & Carson, 2025)
- Cost per child enrolled in 2024 was \$9,502
- If all eligible children were enrolled at the 2024 average cost per child, the program would have cost approximately \$522.6 million

# NH HOUSE BUDGET AND NHCCSP

- NH House's version of SFYs 2026-2027 budget allocated nearly \$90.0M to accounting unit that houses NHCCSP funding
- Of the \$15.5 billion State Budget for SFYs 2026-2027, the \$90.0M is 0.6%
- Projected average cost per child in NHCCSP for SFYs 2026-2027 is \$8,874
- The proposed allocation would allow approximately 5,054 children to utilize NHCCSP funding in SFY 2026 before a waitlist would need to be enacted for the program

# QUESTIONS



**ADDRESS:** 100 North Main Street, Suite 400, Concord, NH 03301

**PHONE:** 603.856.8337

**WEBSITE:** [www.nhfpi.org](http://www.nhfpi.org)

**EMAIL:** [info@nhfpi.org](mailto:info@nhfpi.org)

**TWITTER:** @NHFPI

**FACEBOOK:** NewHampshireFiscalPolicyInstitute