



# BUILDING ECONOMIC RESILIENCY: AN INCLUSIVE RECOVERY

PRESENTED BY  
ANNMARIE FRENCH, EXECUTIVE DIRECTOR  
PHIL SLETTEN, SENIOR POLICY ANALYST

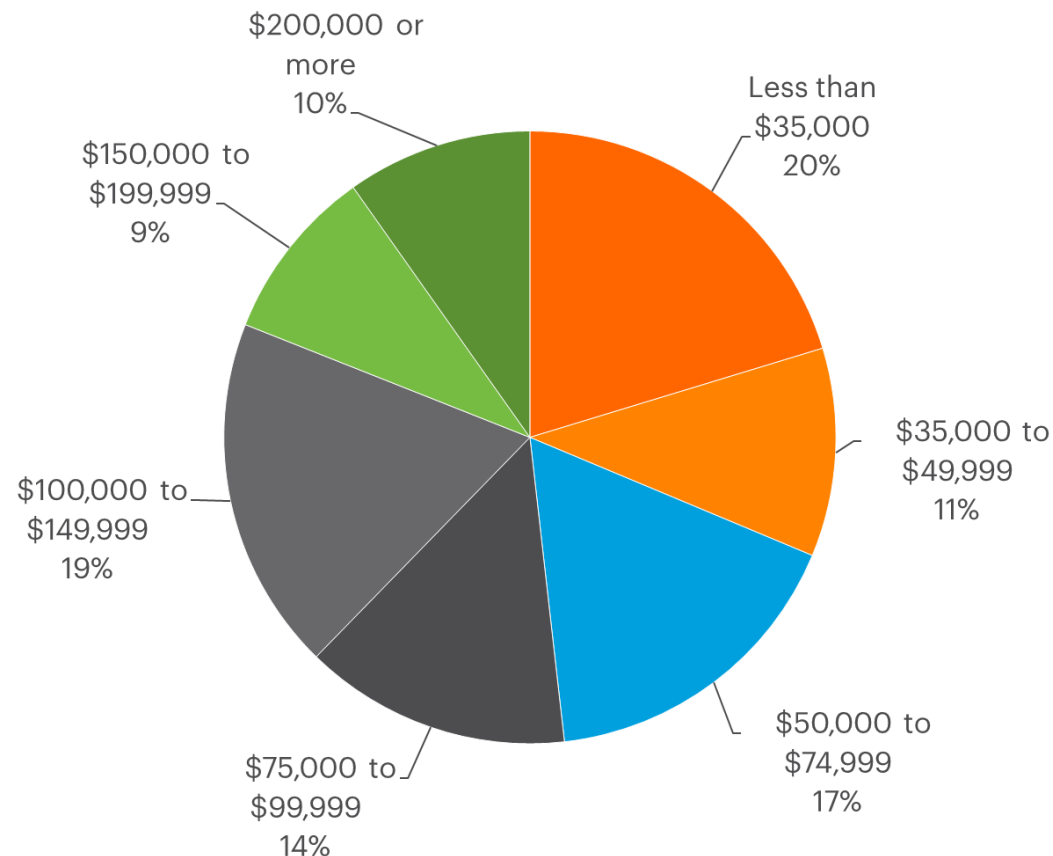
MAY 5, 2021

## BEFORE THE PANDEMIC

The recovery from the Great Recession had not reached all Granite Staters equally.

# HOUSEHOLD INCOME DISTRIBUTION

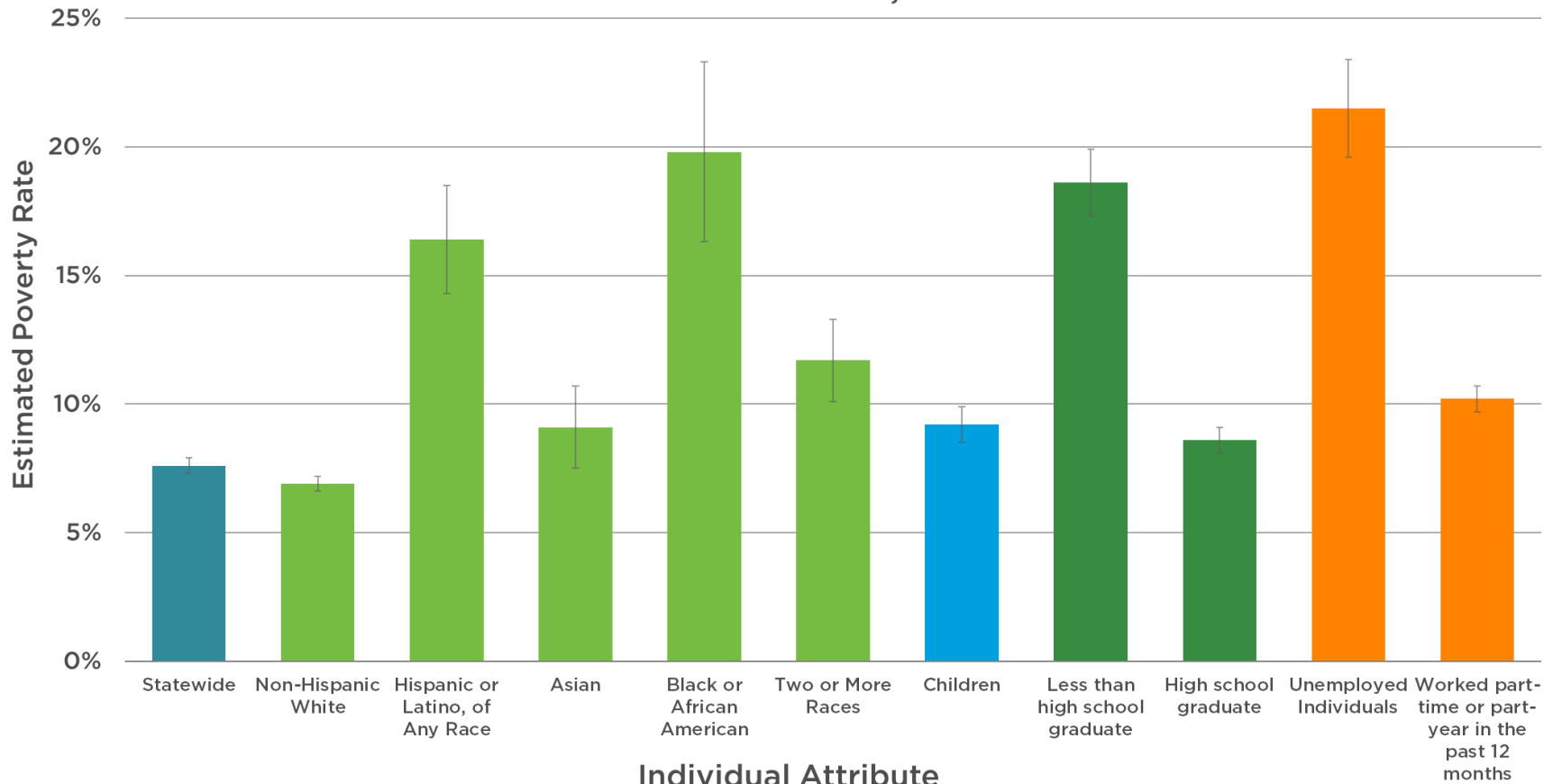
ESTIMATED PERCENTAGE OF  
NEW HAMPSHIRE HOUSEHOLDS  
BY INCOME GROUP, 2019



Source: U.S. Census Bureau, American Community Survey, 2019 One-Year Estimates

# HIGHER POVERTY RATES FOR SOME GROUPS

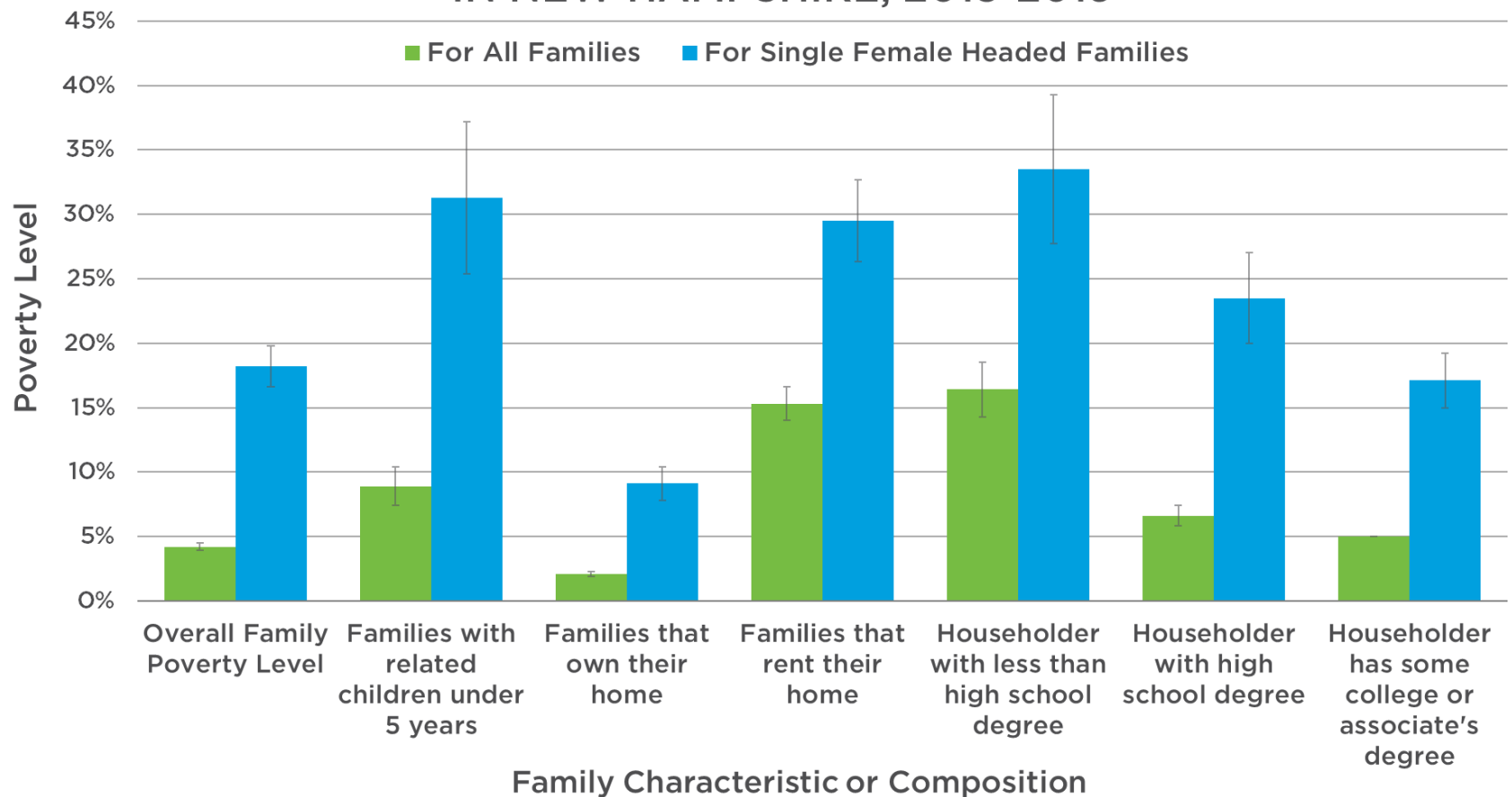
## POVERTY LEVELS BY GROUP OR ATTRIBUTE IN NEW HAMPSHIRE, 2015-2019



Notes: Margin of error bars represent 90 percent confidence intervals, Hispanic or Latino origin included in non-white races. Education level represents highest attained.  
Source: U.S. Census Bureau, American Community Survey Five-Year Estimates, 2015-2019

# POVERTY RATES FOR FAMILIES

## BY FAMILY COMPOSITION AND CHARACTERISTIC IN NEW HAMPSHIRE, 2015-2019



Note: Margin of error bars represent 90 percent confidence intervals  
Source: U.S. Census Bureau, American Community Survey Five-Year Estimates, 2015-2019

# CHILDREN WITH FEW RESOURCES AT HOME

**9%** Child Poverty Rate for New Hampshire in 2015-2019

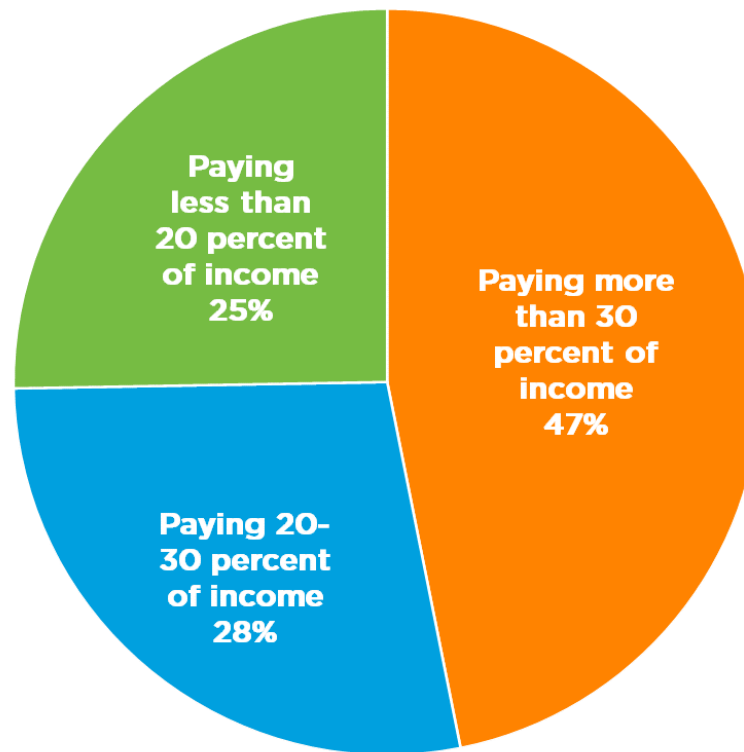
**25%** School children in New Hampshire eligible for free or reduced-price meals, 2019-2020 school year

**25%** School children eligible for free or reduced-price meals who are non-white, 2019-2020 school year

Data sources: U.S. Census Bureau; New Hampshire Department of Health and Human Services; New Hampshire Department of Education, published reports for total free or reduced-price school meal percentage, breakdown by race provided by the Department, based on a different data collection and by request

# HOUSING EXPENSES FOR RENTERS

## RENT AS A PERCENTAGE OF HOUSEHOLD INCOME IN NEW HAMPSHIRE



Note: Estimates For All New Hampshire Renter Households,  
Gross Rent Including Utilities  
Source: U.S. Census Bureau, American Community Survey,  
2019 One-Year Estimates

## DURING THE PANDEMIC

The people with the fewest resources going into the pandemic were the most likely to be directly affected.

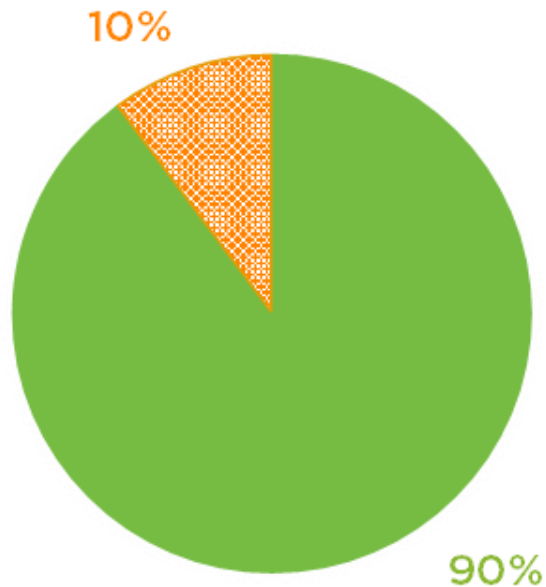


# COVID-19 INFECTIONS IN NEW HAMPSHIRE

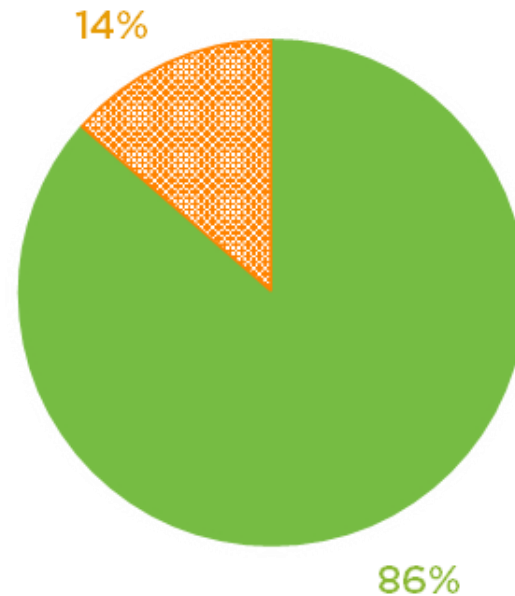
MARCH 2, 2020 THROUGH APRIL 27, 2021

- Non-Hispanic White Residents
- Racial or Ethnic Minority Residents

TOTAL STATE POPULATION



INFECTIONS

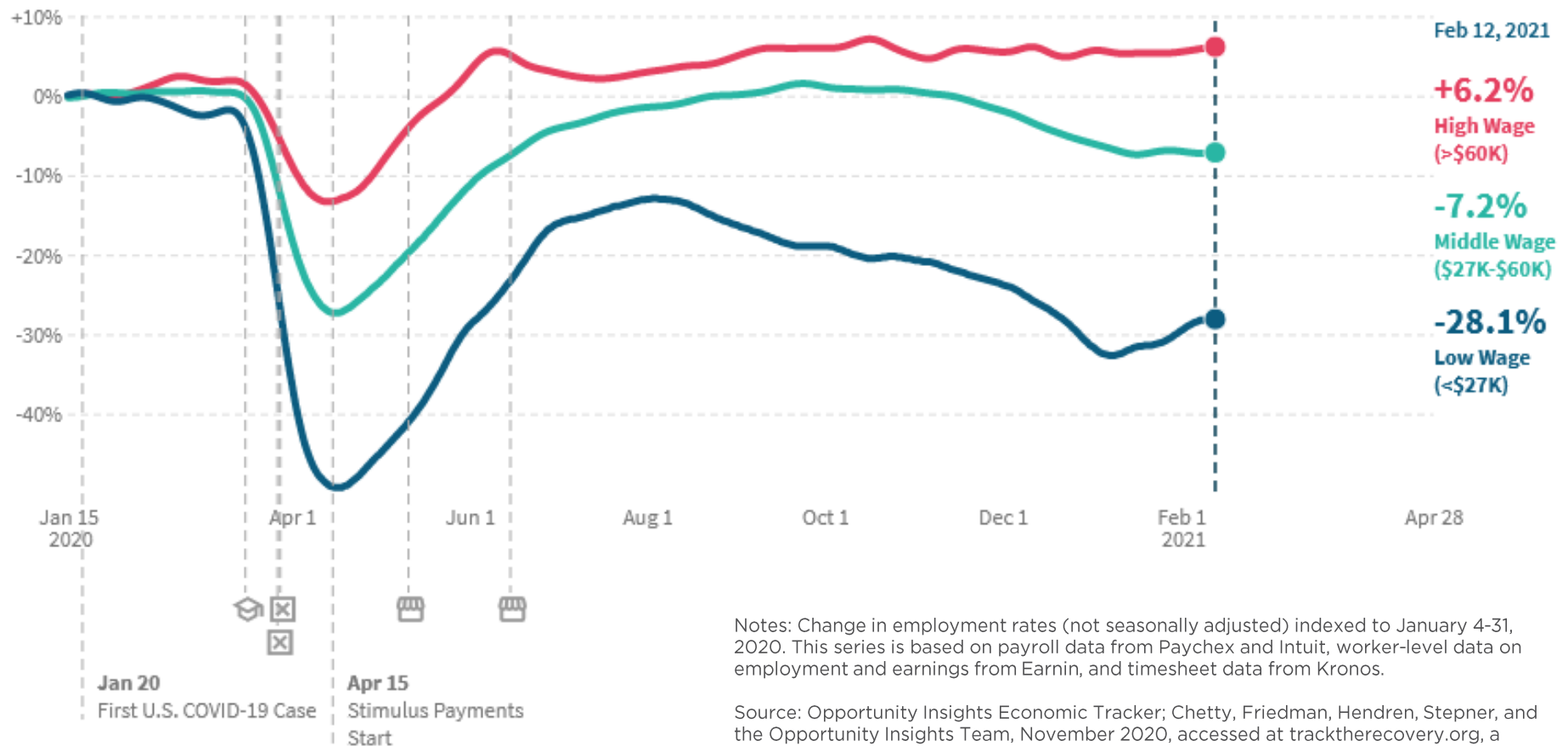


Source: New Hampshire Department of Health and Human Services, COVID-19 Summary Dashboard, data as of April 27, 2021

Notes: Race or ethnicity was identified for 66.1 percent of COVID-19 infections; only infections with a known race or ethnicity are shown here. U.S. Census Bureau Population Estimates Program estimates for July 1, 2019 were used for the state population by race and ethnicity analysis.

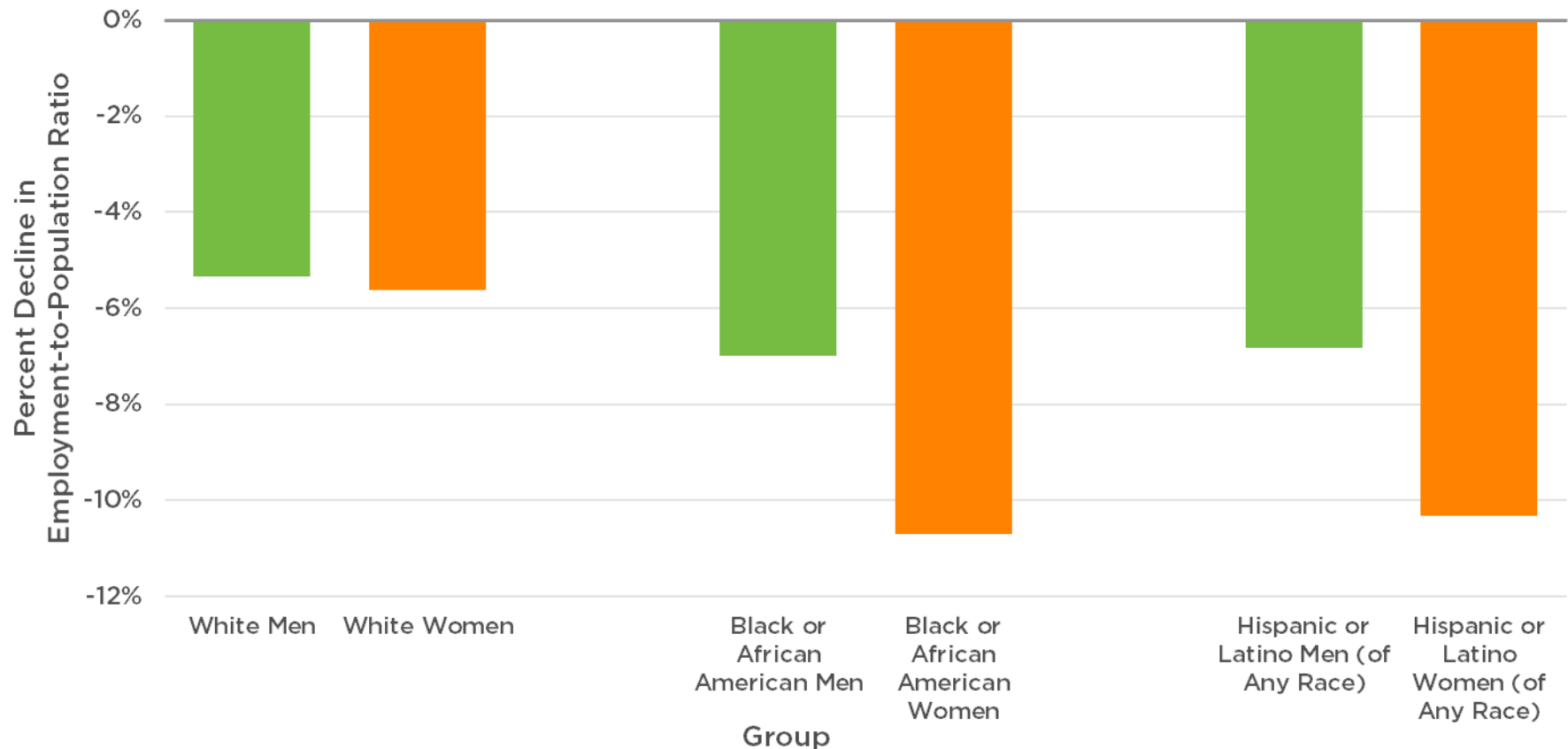
# IMPACTS GREATEST ON LOW-WAGE WORK

## PERCENT CHANGE IN EMPLOYMENT IN NEW HAMPSHIRE



# NATIONAL EMPLOYMENT IMPACTS UNEVEN

RELATIVE CHANGE IN EMPLOYMENT TO POPULATION RATIOS BY GROUP,  
COMPARING FEBRUARY 2021 TO FEBRUARY 2020 IN THE UNITED STATES

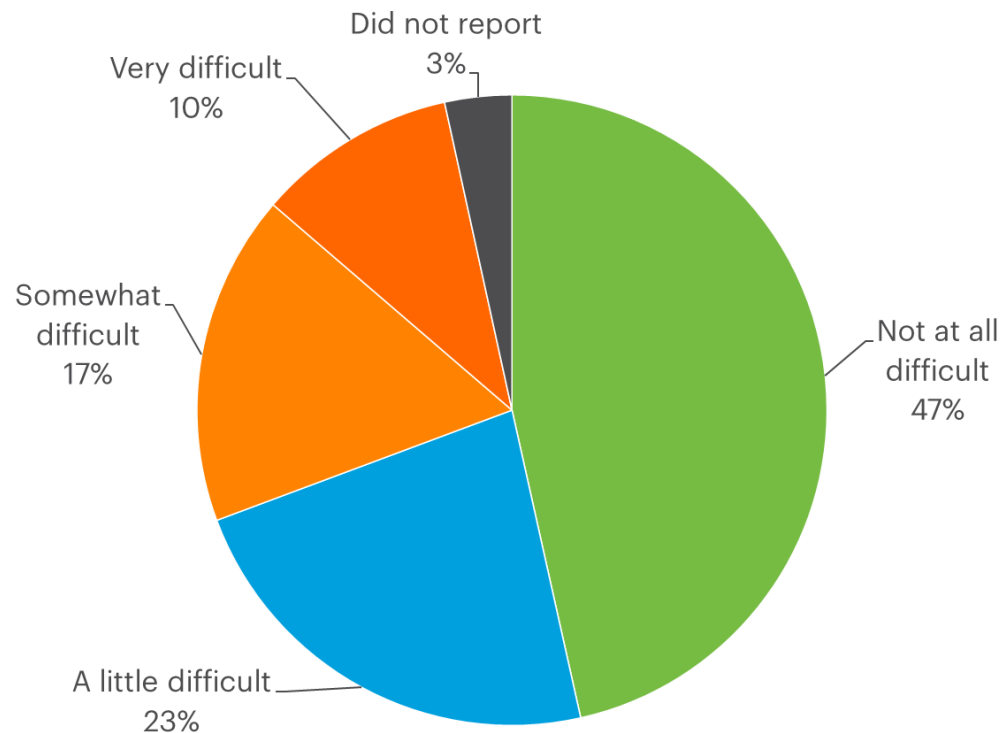


Note: For adults age 20 years and older.

Source: U.S. Bureau of Labor Statistics, Current Population Survey

# DIFFICULTY COVERING EXPENSES

NEW HAMPSHIRE ADULTS REPORTING  
DIFFICULTY PAYING FOR USUAL HOUSEHOLD  
EXPENSES DURING THE LAST SEVEN DAYS,  
FROM FEBRUARY 17 TO MARCH 1, 2021



Note: Estimates for Week 25 of the Household Pulse Survey  
representing the total population age 18 years and older in New Hampshire  
Source: U.S. Census Bureau, Household Pulse Survey, accessed March 15, 2021

# BUILDING ECONOMIC RESILIENCY: AN INCLUSIVE RECOVERY

We have an opportunity to support  
an inclusive, equitable, and sustainable recovery.

# OPPORTUNITY AREAS TO SUPPORT A MORE INCLUSIVE RECOVERY

- Affordable Housing
- Economic Security and Financial Stability
- Health Care
- Child Care and Caregiving
- Education and Job Training
- Broadband

# FEDERAL AND OTHER AID

## Affordable Housing

- Approximately \$352 million in federal aid to New Hampshire for rental assistance since December 2020
- Funding for homeowner assistance
- Emergency housing vouchers for people at risk of homelessness

## Economic Security and Financial Stability

- Expanded Child Tax Credit
- Expanded Earned Income Tax Credit for childless adults
- Boosts to food assistance
- Support for home heating, cooling, drinking water, and wastewater costs

For more information, see NHPFI's March 26, 2021 blog "Federal American Rescue Plan Act Directs Aid to Lower-Income Children, Unemployed Workers, and Public Services."

# FEDERAL AND OTHER AID

## Health Care

- Recent federal bill temporarily enhances tax credits for people purchasing insurance on the individual health care marketplace
- Funding increase for Medicaid home and community services
- Federal aid related to COVID-19 testing, vaccine access, community health centers, mental health and substance misuse

## Child Care and Caregiving

- Federal support to both child care providers (\$48 million to New Hampshire) and individuals with low incomes who need access to child care (\$30 million to New Hampshire)
- Tax credit for employers offering paid sick leave and family medical leave extended and expanded

For more information, see NHFPI's March 26, 2021 blog "Federal American Rescue Plan Act Directs Aid to Lower-Income Children, Unemployed Workers, and Public Services."



# FEDERAL AND OTHER AID

## Education and Job Training

- Most recent aid: \$350.5 million to New Hampshire school districts, portion focused on learning loss during the pandemic
- For higher education, \$164.8 million to New Hampshire schools

## Broadband

- Funding in several federal bills for connecting schools, libraries, families with low incomes, rural areas, underserved populations
- State previously deployed some flexible funding for broadband
- Additional flexible federal aid flowing to state, counties, and municipalities specifically can be used for broadband infrastructure

For more information, see NHPFI's March 26, 2021 blog "Federal American Rescue Plan Act Directs Aid to Lower-Income Children, Unemployed Workers, and Public Services."

# BUILDING ECONOMIC RESILIENCY: AN INCLUSIVE RECOVERY



**ADDRESS:** 100 North Main Street, Suite 400, Concord, NH 03301

**PHONE:** 603.856.8337

**WEBSITE:** [www.nhfpf.org](http://www.nhfpf.org)

**EMAIL:** [info@nhfpf.org](mailto:info@nhfpf.org)

**TWITTER:** @NHFPI

**FACEBOOK:** NewHampshireFiscalPolicyInstitute